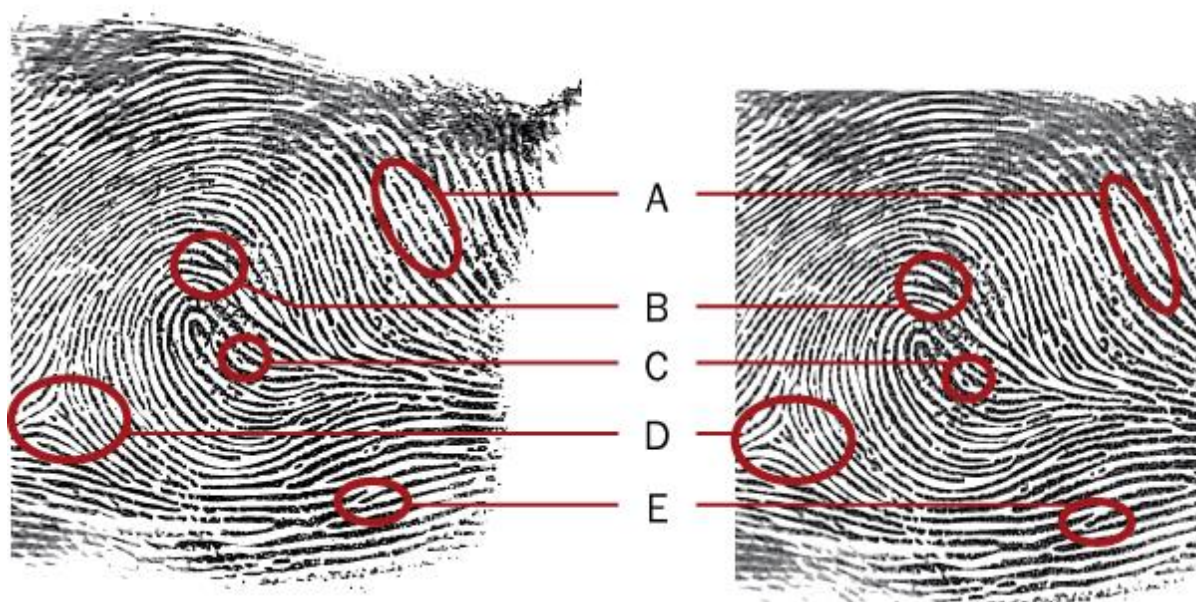


Name _____

ACTIVITY 6-5: MINUTIAE PATTERNS**Act 6-5 WKST: MINUTIAE PATTERNS**

1. Study the following picture and use the table of minutiae patterns (**Figure 6-10**) to identify the specific types of minutiae. Record your answers for A–E below the diagram.



A. _____

B. _____


C. _____

D. _____

E. _____


Name _____

2. Examine each of the following fingerprints. Refer to textbook **Figure 6-10**, minutiae patterns. For each fingerprint, circle any of the minutiae patterns found in the fingerprint.



Arthur

1. Bifurcation
2. Island ridge
3. Ridge ending



Doris

4. Eye
5. Spur or hook
6. Ridge ending



Alice

7. Double bifurcation
8. Island ridge

Joe



9. Bridge
10. Delta
11. Bifurcation
12. Dot